

SB 550

Storage bin 252 kg

Item #:
Project:
Quantity:



FEATURES:

- Slope front ice storage bin, for Gourmet & Dice Cubes, Flake, Superflake, Nugget, Cubelet ice.
- New sleek, contemporary styling.
- Convenient and hygienic internal ice scoop holder.
- Exterior panels in durable stainless steel.
- Polyurethane Insulation.
- High density, non-corroding Polyethylene bin liner, designed with easy-to-clean rounded corners, resistant to scratches and scuffs from ice scoops.
- Robust door frame will resist operational abuse.
- Rounded door-lip profile allows an easy reach for enhanced ease of operation.

UNIT DATA

Size (W x D x H) 1083 x 824 x 968 mm
 Net weight 48 kg

SHIPPING DATA

Carton (W x D x H) 1140 x 910 x 960 mm
 Weight 63 kg

Bin	Compatibility	Ice Machine
SB 550	BINTOPMXGSB55	MXG 427-428-437-438-638-938
	CBT42EMCD	MV 456-460-606-806-1006
	CBT42EFSD	N 622-922
	CBT42EFSD	MFN 46-57-56
	CBT42EFSD	MF 26-36-46-47-56-57-58-59

LEGEND:

- ✓ : Perfect combination between ice maker and bin
- : Ice chute cut-out performed upon installation
- CBTxxxxxxxx : need additional bin top

CERTIFICATIONS:



IMPORTANT NOTICE:
 Models and specifications are subject to change without notice. This spec sheet is meant for commercial purpose only. For technical documentation please refer to our service manuals.

www.scotsman-ice.it
www.scotsman-ice.com

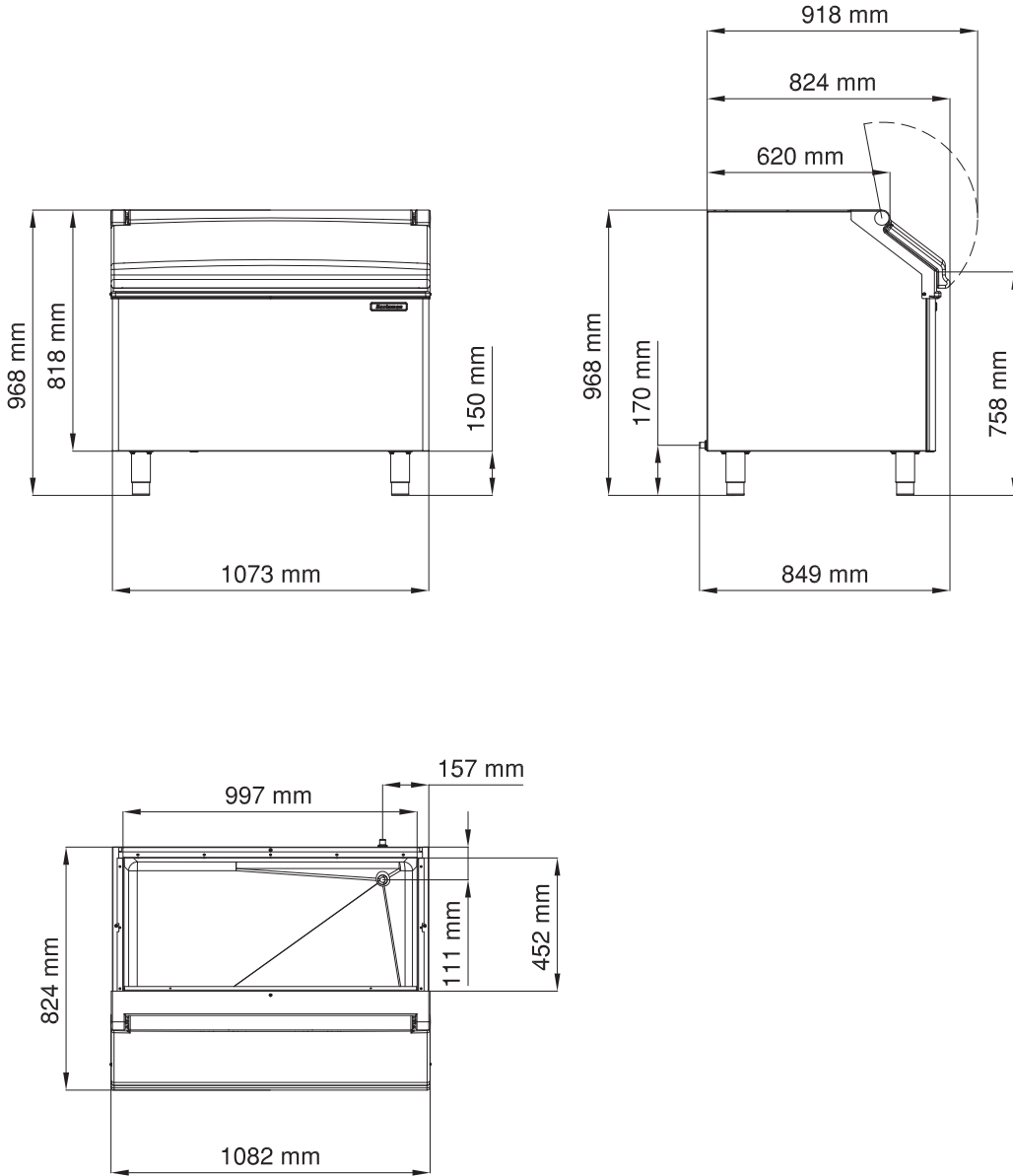
Storage bin 252 kg

SB 550

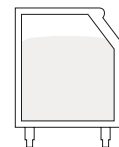
Storage bin 252 kg

Item #:
Project:
Quantity:

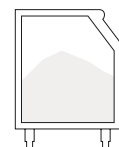
Storage bin 252 kg



Ice capacity (application)*	Ice capacity (AHRI)**	Internal volume
kg	kg	m ³
252	197	0.513



(* Application capacity is calculated on 90% of total volume x 545 kg/m³



(**) AHRI capacity is calculated on 80% of total volume x 481 kg/m³